

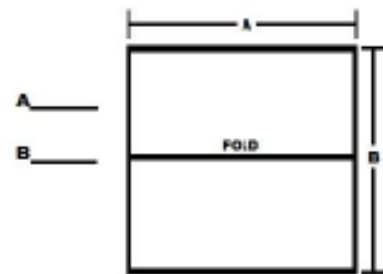
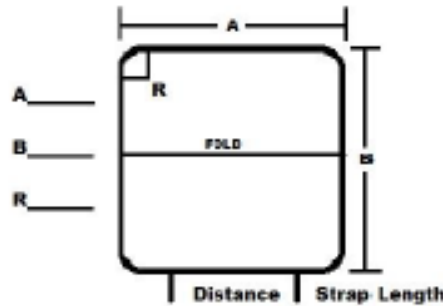
Name \_\_\_\_\_ Date \_\_\_\_\_  
 Address \_\_\_\_\_  
 Phone \_\_\_\_\_  
 Tub make and model (if known) \_\_\_\_\_  
 Special instructions \_\_\_\_\_

When measuring for a new cover be sure to measure the furthest outside dimensions OF YOUR TUB (not your old cover) including the wooden lip, if there is one and then add one inch to A & B For the skirt, measure from the top of the tub to the bottom of the acrylic or to the bottom of the wooden lip, if there is one.

**ANY REBUILDS DUE TO Mismeasurements are subject to a \$200.00 restocking fee.**

**COLOR**

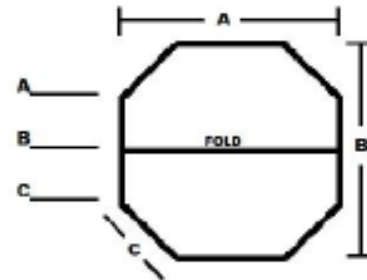
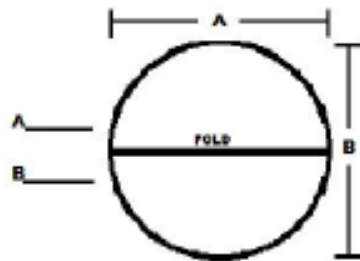
- \_\_\_ SLATE
- \_\_\_ CEDAR
- \_\_\_ CRANBERRY
- \_\_\_ FOREST
- \_\_\_ OYSTER
- \_\_\_ GREY
- \_\_\_ NAVY
- \_\_\_ TEAL
- \_\_\_ CHOCOLATE



Buckle Placement: Distance apart from center to center of buckle and length of strap, not including the buckle.

**FOAM TYPE**

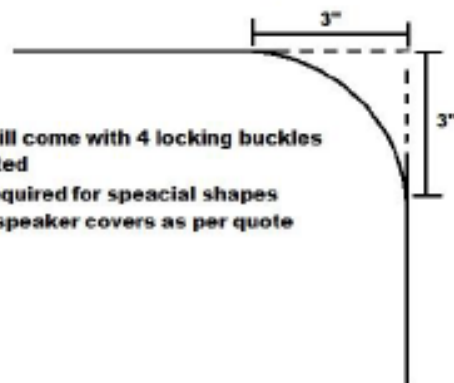
- \_\_\_ 3"- 2"
- \_\_\_ 3" FLAT
- \_\_\_ 4"- 3"
- \_\_\_ 5"- 3" Recommended
- \_\_\_ 5"- 4"



**SKIRT LENGTH**

- \_\_\_ 2"
- \_\_\_ 3"
- \_\_\_ 4"
- \_\_\_ 5"
- \_\_\_ OTHER

Here is an example of how to measure the rounded corners using a carpenters square or two straight edges. If in doubt always go with the smaller number. If the radius measures between 7" and 8" then go with 7"



- All covers over 80" will come with 4 locking buckles unless otherwise stated
- A template may be required for special shapes
- Waterfall and raised speaker covers as per quote

